

# FOCUS



Essenzialmente  
Essentially

**ASTRA**

# FOCUS

## FOCUS, LIBERTÀ DI CREARE

Focus è il sistema flessibile che rende unico ogni spazio, grazie ad un'affascinante libertà di composizione e abbinamento fra elementi, colori e materiali. Un progetto in armonia con gli ambienti e gli stili più diversi, sempre con una personalità speciale, una funzionalità totale ed una qualità solida e duratura.

## FOCUS, FREEDOM TO CREATE

Focus is the flexible system that makes every space unique, thanks to a fascinating freedom of composition and combination of elements, colours and materials. A project that is in harmony with the environment and different styles, always with a special personality, a total functionality and a solid and long-lasting quality.




### 02 FEET

Esempi di composizioni e ambientazioni.  
*Examples of compositions and settings.*



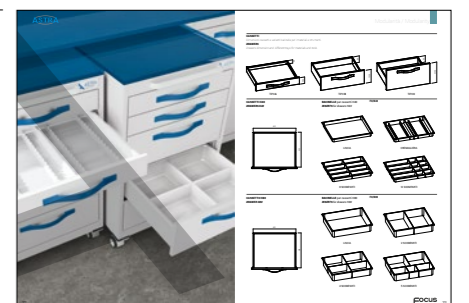
### 22 GUIDA TECNICA / TECHNICAL GUIDE

Informazioni per gli addetti ai lavori.  
*Information for specialists.*



### 32 MODULARITÀ / MODULARITY

Gamma di elementi semplici ed attuali.  
*A range of simple and current elements.*





# FEET<sup>1</sup>


Semplicemente solare ed accogliente.  
Simply cheerful and welcoming.



Laminato Bianco



RAL 9010



Cromo Lucido

Una composizione lineare ed essenziale, rialzata dal pavimento grazie a piedini in acciaio inox satinato, con lavello a incasso in acciaio smaltato bianco e miscelatore con leva clinica. Il tutto è completato da una vetrina con ante scorrevoli in vetro temperato acidato.

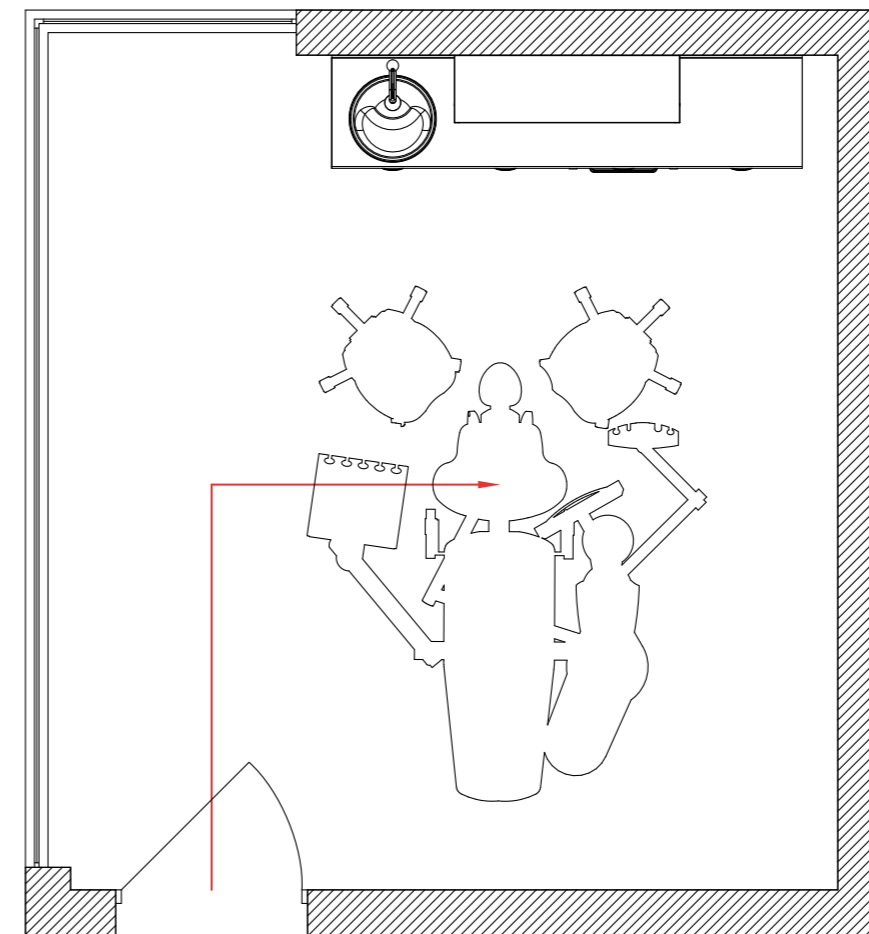
*A straight and essential composition, lifted from the floor thanks to the feet in satinized stainless steel, with recessed sink in white enamelled steel and mixer with clinical lever. All this is completed by a hanging unit with sliding doors in tempered and acid etched glass.*





Il mobile di servizio con ruote può essere facilmente spostato o inserito nell'apposito vano. I cassetti a estrazione totale sono dotati di pratiche bacinelle a scomparti per strumenti e materiali.

*The mobile unit can be easily moved or placed in the dedicated compartment. The drawers have total extraction and are equipped with practical trays with space for tools and materials.*









# FEET<sup>2</sup>

Un angolo di eleganza e funzionalità.  
An elegant and functional corner.



Laminato Bianco



RAL 9010

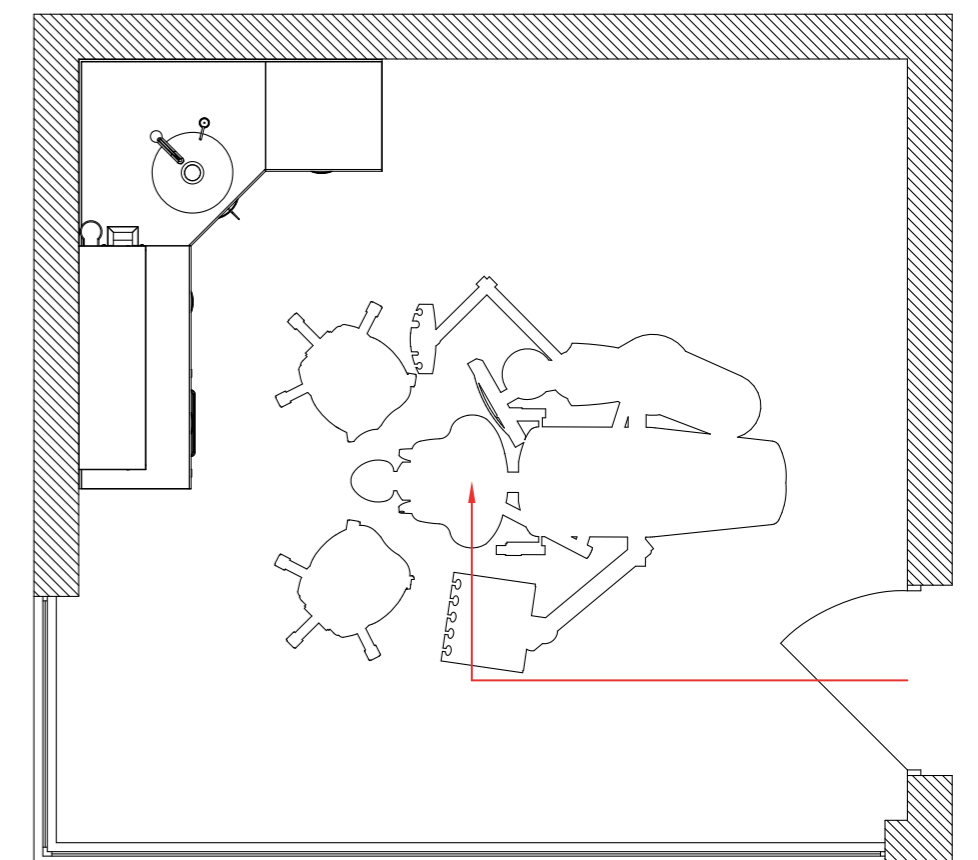


N. 15286

Lo spazio viene utilizzato in modo elegante e intelligente, con questa composizione angolare con lavello in ceramica integrato a filo del piano, dotato di miscelatore con leva clinica e dispenser per il sapone. L'ampia anta centrale è provvista di un cesto interno per i rifiuti in acciaio cromato.

*The use of the space is elegant and intelligent, in this corner composition with ceramic sink integrated at the worktop level, equipped with mixer with clinical lever and soap dispenser. The wide central door is equipped with an inner waste basket in chromed steel.*





Su un lato della composizione trova posto un mobile di servizio con ruote, mentre sul fianco della vetrina con ante in vetro temperato acidato, è possibile fissare un portabicchieri e un dispenser per guanti monouso.

On one side of the composition a mobile unit is placed, while on the side of the hanging unit with doors in tempered and acid etched glass, it is possible to fix a cup dispenser and a dispenser for disposable gloves.





# FEET<sup>3</sup>


Ambienti moderni, sensazioni senza tempo.  
 Modern surroundings, timeless feelings.




Laminato Bianco



N. 14862 M



RAL 9010

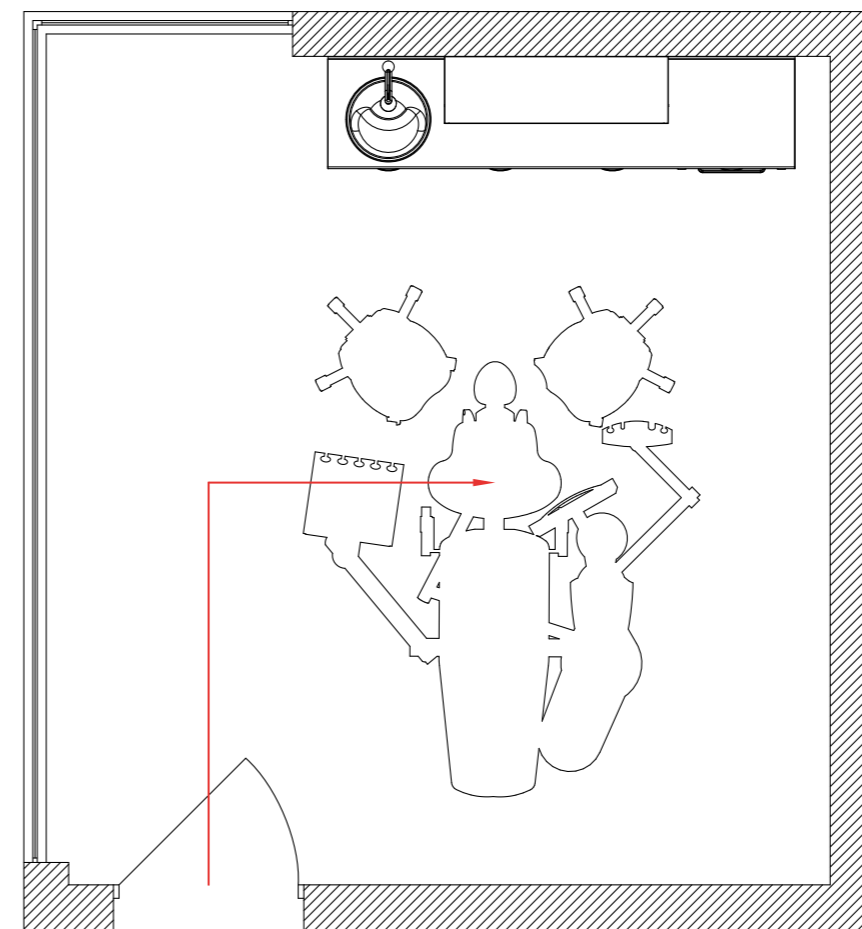


Cromo Lucido

Una composizione lineare in cui il bianco puro della struttura incornicia i frontali colorati, in un piacevole contrasto cromatico. L'acciaio a specchio del lavello e delle maniglie aggiunge un ulteriore, brillante elemento visivo.

*A straight composition in which the pure white of the structure frames the coloured front panels, in a nice colour contrast. The polished steel of sink and handles adds another brilliant visual element.*





La vetrinetta è dotata di ripiani e ante scorrevoli in vetro acidato e temperato. Il lavello circolare a incasso, con piletta a scarico libero in ottone cromato, è circondato da un sottile bordo perimetrale soprapiano.

The hanging unit is equipped with shelves and sliding doors in tempered and acid etched glass. The circular sink with free sink drain in chromed brass is surrounded by a thin edge along the perimeter above the top.





# FEET<sup>4</sup>

Atmosfera mediterranea, stile contemporaneo.  
*Mediterranean atmosphere, contemporary style.*



LAG 13



RAL 9010

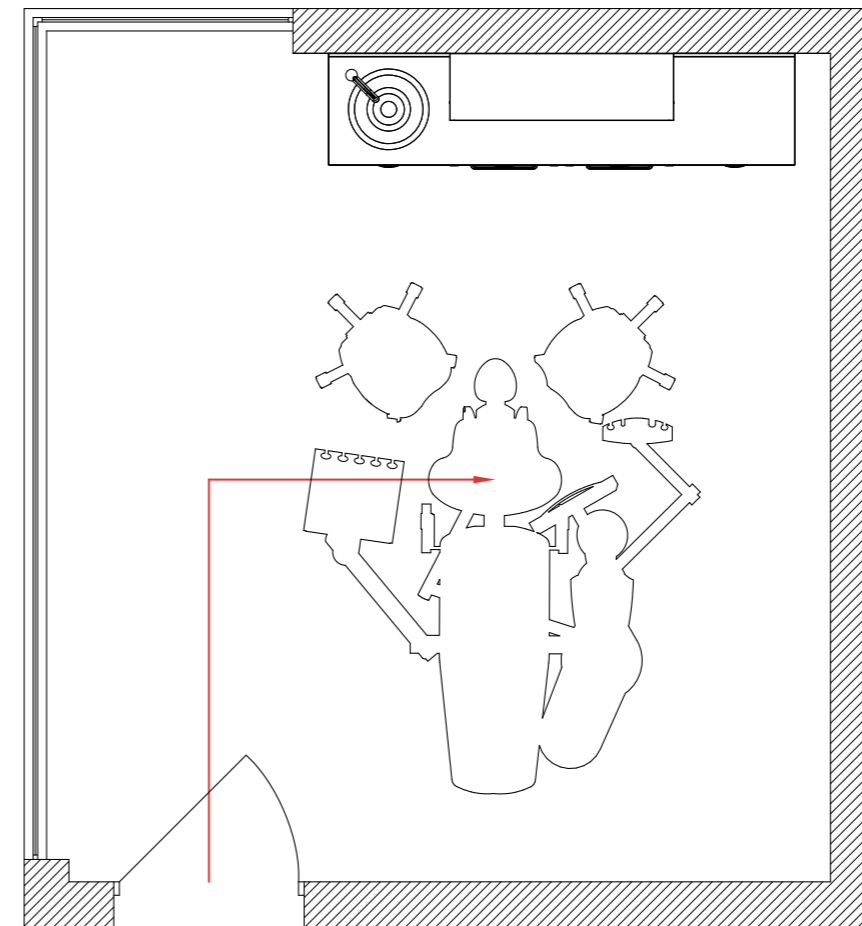


N. 15522 M

Il fascino del vetro con lavello in fusione, verniciato in tinta con le maniglie, arricchisce la pulizia formale di questa composizione, con due mobili di servizio su ruote e mobile contenitore con ripiani interni regolabili in altezza.

*The charm of the glass with fused sink, painted to match the handles, enriches the cleanliness of this composition, with two mobile units and unit with shelves which are adjustable in height.*





Il lavello in fusione forma un tutto unico con il piano, in una realizzazione impeccabile. Anche i mobili di servizio hanno il piano superiore in vetro verniciato con bordi a filo lucidi e angoli arrotondati. I cassetti sono dotati di bacinelle a scomparti per strumenti e materiali.

*The fused sink forms a unique body with the worktop, in an impeccable realization. Even the mobile units have the top in painted glass with polished edges and rounded corners. The drawers are equipped with trays with compartments for tools and materials.*





# FEET 5


Alta professionalità in ogni dettaglio.  
 High professionalism in every detail.



Laminato Bianco



RAL 9010



Cromo Lucido

In questa composizione lineare, spiccano le maniglie in acciaio cromato lucido e i mobili con ante in vetro incorniciate dal bordo anta. La base è attrezzabile con lampada germicida. Elegante e funzionale il piano in laminato bianco con bordo anteriore postformato.

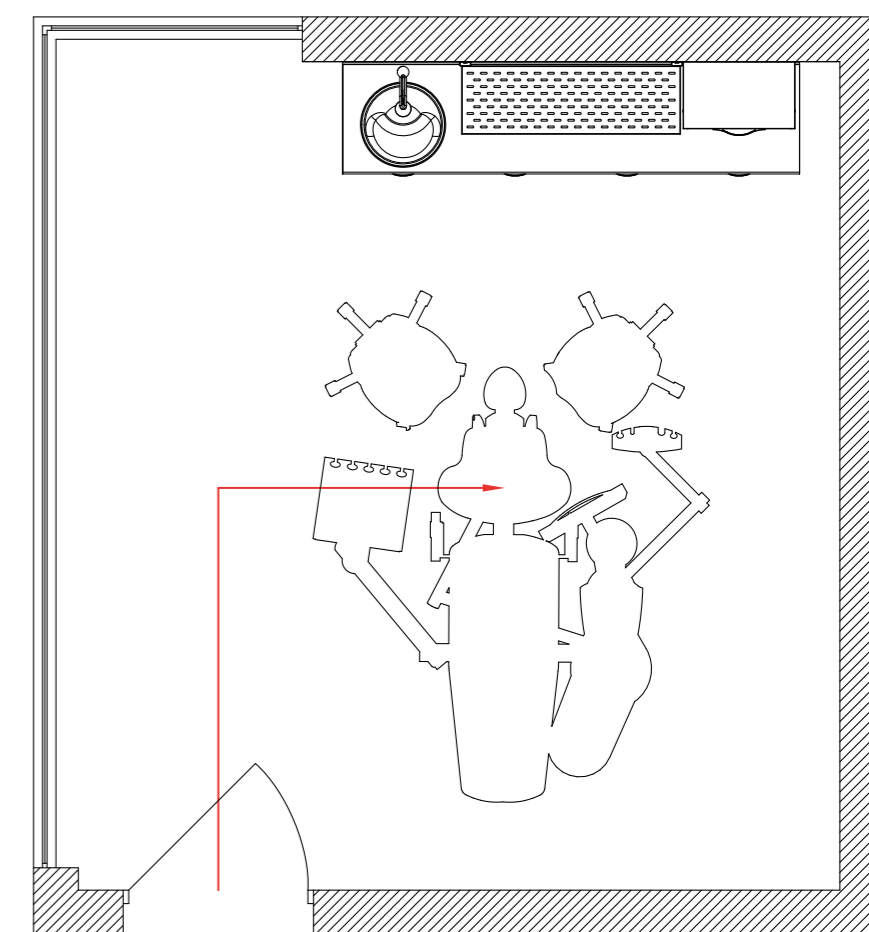
*In this straight composition, the handles in glossy chrome steel and the units with glass doors, framed by the door edge, stand out. The base can be equipped with germicidal lamp. The white laminate top with postformed front edge is elegant and functional.*





Le mensole in acciaio inox satinato sono facilmente amovibili per un'agevole pulizia. Il mobile pensile è completo di ripiani regolabili all'interno.

The shelves in satinized stainless steel are easily removable for a simplified cleaning. The hanging unit is complete with adjustable shelves inside.






# Scheda Prodotto Focus

In questa scheda potrà trovare i materiali e componenti che caratterizzano questa linea prodotto, i componenti impiegati sono tutti di prima qualità e di fabbricazione italiana.

## Focus Product Sheet

*In this product sheet you will find the materials and the elements that characterize this line of product. All the elements that have been employed are of first rate and made in Italy.*



### METALLO

"Elettrozincato" Ze25/25, prodotto piano, in nastro o lamiera con zincatura elettrolitica, un rivestimento applicato mediante elettrolisi su entrambe le superfici. Lo spessore del rivestimento è di 25µm. Il trattamento superficiale riduce il rischio di corrosione che si verifica durante lo stoccaggio e costituisce un idoneo supporto per il trattamento di verniciatura.

### METAL

"Electrogalvanized" Ze25/25, produced flat, in belt or metal sheet with electrolytic galvanization, a covering applied through electrolysis on both surfaces. The thickness of the covering is 25µm. The surface treatment limits the risk of corrosion, that occurs during the storage, and represents a suitable support for the painting treatment.



### STRUTTURA

In lamiera elettrozincata spessore 8/10 con rinforzi e parti interne spessore 10/10 piegata e saldata in modo da ottenere una struttura solida e resistente.

### STRUCTURE

In electrogalvanized metal sheet, thickness 8/10 with supports and internal parts with thickness 10/10 bended and welded in order to obtain a resistant structure.



### VERNICIATURA

Il nostro processo di verniciatura comporta il lavaggio e la sgrassatura del materiale, l'applicazione del trattamento di fosfatazione e l'utilizzo di polveri certificate di qualità ad alta temperatura e finitura in forno a 180-200°C. L'organizzazione della produzione è centrata sul costante controllo della qualità. Le vernici utilizzate sono atossiche, senza metalli pesanti e chimicamente resistenti ai raggi UV e alla corrosione.

### PAINTING

Our painting process entails the washing and degreasing of the material, the application of the phosphate conversion coating treatment and the employment of certified and high quality powders in high temperature and finishing in furnace at 180-200°C. The organization of the production is focused on the constant control of the quality. The paints employed are non-toxic, without heavy metals, and chemically resistant to UV light and to corrosion.





**CASSETTI**

Cassetti in metallo verniciato di varie dimensioni ad estrazione quasi totale con grande capienza di contenimento, si possono inserire bacinelle in PTS atossico che consentono di suddividere lo spazio all'interno dei cassetti.

**DRAWERS**

Drawers in painted metal, in various dimensions, almost total extraction and big capacity, equipped with white trays in non-toxic PST, which consent to divide the internal space of the drawers.



**RUOTE**

Supporto in tecnopolimero e ruota piroettante in gomma morbida con diametro 50mm, in colore bianco-grigio.

**WHEELS**

Support in engineer plastic and wheel in soft rubber with diameter 50mm, in white-grey colour.




**GUIDE**

Guide a scorrimento silenzioso realizzate in acciaio ad alta resistenza per supportare le più gravose condizioni di carico, portata 25Kg. Inserite a scomparsa nel fondo del cassetto sono sempre complete di chiusura soft.

**GUIDES**

Silent ball-bearing slides made of high-resistance steel to support the most onerous loading conditions, payload 25Kg. Inserted in the bottom of the drawer, they are always equipped with the soft-closing accessory.



**MANIGLIE**

Maniglie in alluminio dalla forma morbida di facile presa, con finitura cromata o verniciata nei colori come da nostra scala colori Colours Collection 2.015.

**HANDLES**

Handles in aluminium, soft shape and easy to grab, with chromed or painted finishing with the colours of our Colours Collection 2.015.



**PIEDINI**

Supporto in tecnopolimero e tubo in acciaio inox satinato con puntale regolabile in altezza per il livellamento delle basi.

**FEET**

Support in engineer plastic and satinized stainless steel tube for the levelling of the bases.



**CERNIERE**

Cerniere in acciaio con riporto galvanico di rame e nichel, dotate di due regolazioni, apertura 110° e resistenza garantita di 120.000 cicli di apertura - chiusura.

**HINGES**

Hinges in steel with buildup of copper and nickel, equipped with two regulations. 110° opening and guaranteed resistance to 120.000 opening-closing cycles.





**PIANO LAMINATO**

Piano laminato bianco di 30mm costituito da pannelli di particelle di legno idrorepellente di classe 1 rivestito in laminato HPL antigraffio e postformato D8 anteriormente, con alzatina in acciaio inox satinato.

**LAMINATE TOP**

White laminate top 30mm thick made of water-repellent panels of wood of class 1, covered by HPL anti-scratch laminate and frontally by postforming laminate D8, with satinized stainless steel rim.



**PIANO VETRO**

Piano in vetro costituito da una lastra di vetro float o extra-light di spessore 10 o 15 mm, materiale ricco di fascino, attrae per la sua brillantezza e inalterabilità, producendo un esaltante effetto estetico. Il vetro è un materiale atossico e rappresenta una garanzia di igiene e di perfetta pulizia.

**GLASS TOP**

Glass top made of a float or extra-light glass sheet thickness 10 or 15 mm. A fascinating material which attracts for its brilliance and inalterability, it produces an exciting aesthetic effect. The glass is a non-toxic material, and it represents a guarantee for the hygiene and a perfect cleaning.



**PIANO CORIAN®**

Piano in Corian® spessore 12mm, materiale non poroso e compatto in tutto il suo spessore può essere costruito con giunzioni impercettibili e senza cavità capaci di trattenere lo sporco e liquidi da rendere la superficie molto igienica, eventuale alzatina posteriore o laterale incollata.

**CORIAN® TOP**

Corian® top thickness 12 mm. Non-porous material, compact in all its thickness, it can be built with imperceptible connections and without cavities able to hold back filth and liquids and to make the surface very hygienic. It is possible to have a rear or lateral rim glued.



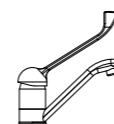
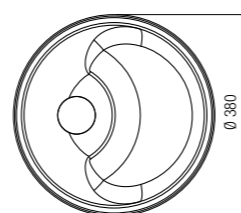
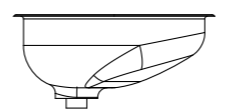


**LAVELLO A GOCCIA IN ACCIAIO LUCIDO**

Lavello in acciaio inox 304 con forma a goccia e finitura lucida a specchio senza foro troppopieno, incasso sopra piano nel laminato. Facile da pulire e altamente igienico e duraturo nel tempo. Consigliato l'utilizzo nello studio e sterilizzazione.

**GLOSSY STEEL DROP SINK**

Drop-shaped sink in stainless steel 304, gloss finish, without overflow hole, to be built above the laminate top. Easy to clean and highly hygienic and long-lasting. Recommended for the practice and sterilization.



FO/MIXT

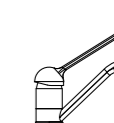
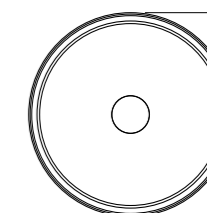
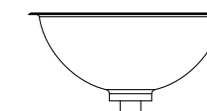


**LAVELLO A SFERA IN INOX LUCIDO**

Lavello in acciaio inox 304 con forma a sfera e finitura lucida a specchio senza foro troppopieno, con bordo perimetrale da incasso nel piano in vetro spessore 10 mm. Facile da pulire e altamente igienico e duraturo nel tempo. Consigliato l'utilizzo nello studio.

**GLOSSY STAINLESS STEEL SPHERICAL SINK**

Stainless steel 304 spherical sink and gloss finish, without overflow hole, to be built in the glass top of thickness 10 mm. Easy to clean and highly hygienic and long-lasting. Recommended for the practice.



FO/MIXT

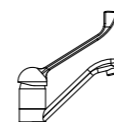
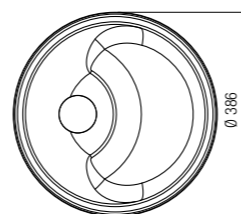
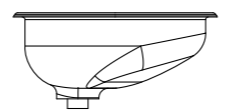


**LAVELLO A GOCCIA IN ACCIAIO SMALTATO**

Lavello in acciaio porcellanato bianco con forma a goccia senza foro troppopieno, incasso sopra piano nel laminato. Facile da pulire e altamente igienico e duraturo nel tempo. Consigliato l'utilizzo nello studio.

**ENAMELLED STEEL DROP SINK**

Drop-shaped sink in white porcelain – steel, without overflow hole. Recessed above the laminate top. Easy to clean and highly hygienic and long-lasting. Recommended for the practice.



FO/MIXT

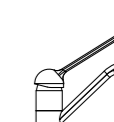
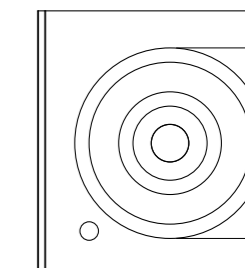
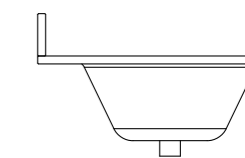


**LAVELLO FUSO IN VETRO**

Lavello in vetro ricavato tramite fusione con forma circolare e morbida, piano e lavello si presentano come un corpo unico verniciato dello stesso colore, con vernici che garantiscono una perfetta tenuta nel tempo. Consigliato l'utilizzo nello studio.

**GLASS FUSED SINK**

Glass sink obtained through melting. Circular and soft shape, top and sink are an unique body painted with the same colour, with paints which guarantee a perfect resistance over time. Recommended for the practice.



FO/MIXT

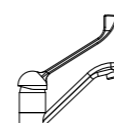
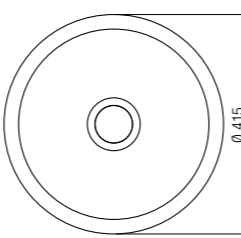
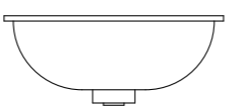


**LAVELLO IN CERAMICA A FILO PIANO**

Lavello in ceramica porcellanata bianca con forma circolare e integrato a filo piano. Facile da pulire, ecologico, incollaggio possibile solo su piani in laminato. Consigliato l'utilizzo nello studio.

**CERAMIC SINK AT WORKTOP LEVEL**

Round-shaped sink in white porcelain – ceramic, recessed at worktop level. Easy to clean, eco-friendly, bond possible on laminate tops only. Recommended for the practice.



FO/MIXT

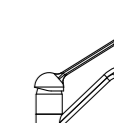
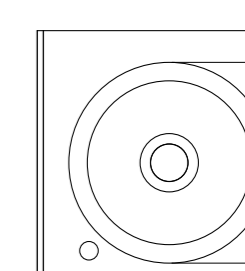
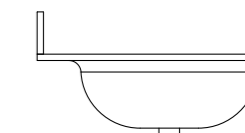


**LAVELLO FUSO IN CORIAN®**

Lavello in Corian® Glacier White ricavato tramite termoformatura con una forma circolare e morbida, il lavello si presenta privo di giunture e dello stesso colore del piano, vasca senza troppo pieno. Consigliato l'utilizzo nello studio.

**CORIAN® FUSED SINK**

Glacier White Corian® sink obtained through thermoforming. Circular and soft shape, the sink has no junctions and it is of the same colour of the top. Basin without overflow. Recommended for the practice.



FO/MIXT





**CESTINO PORTARIFIUTI**

Cesto portarifiuti in tondino di acciaio cromato, ancorato all'anta tramite ganci piegati.

**WASTE BASKET**

Waste basket of chromed steel, fastened at the door through bended hooks.



**VETRINA CON ANTA**

Anta vetrina con cornice perimetrale in metallo verniciato, la parte centrale in vetro acidato e temperato è fissata all'anta mediante profili in acciaio inox lucido.

**HANGING UNIT WITH DOOR**

Door of the hanging unit with painted-metal frame along the perimeter. The central part, made of acid etched glass, is fastened to the door through glossy stainless steel profiles.



**DOSATORE SAPONE**

Distributore di sapone liquido ad incasso, corpo superiore con finitura cromo lucido. Bottiglia in polietilene traslucido, ricaricabile dalla parte superiore.

**SOAP DISPENSER**

Liquid soap dispenser to be recessed. Upper body with glossy chrome finish. Bottle in translucent polyethylene, rechargeable from the upper side.



**MOBILE MAGAZZINO**

Anta con apertura reversibile anche in fase di installazione. I ripiani interni sono in metallo verniciato, la loro posizione è regolabile.

**STORAGE UNIT**

Door with opening that can be reversed also during the installation phase. The internal shelves are made of painted metal, and their position is adjustable.



**COMANDO A PEDALE**

Comando elettrico erogazione acqua con sensore a molla, fissato sotto la base, gruppo elettrovalvole a bassa tensione completo di attacchi per la rete idrica.

**PEDAL COMMAND FOR SINK**

Electric command for water with spring sensor, placed under the base, electro-valves group at low tension complete of connections for the plumbing system.



**VETRINA CON VETRI**

Ripiani e ante in vetro acidato e temperato di 6mm di spessore, i binari di scorrimento delle ante sono in alluminio anodizzato.

**HANGING UNIT WITH GLASS**

Acid etched glass shelves and doors, 6 mm thick. The internal tracks of the doors are made of anodized aluminium.



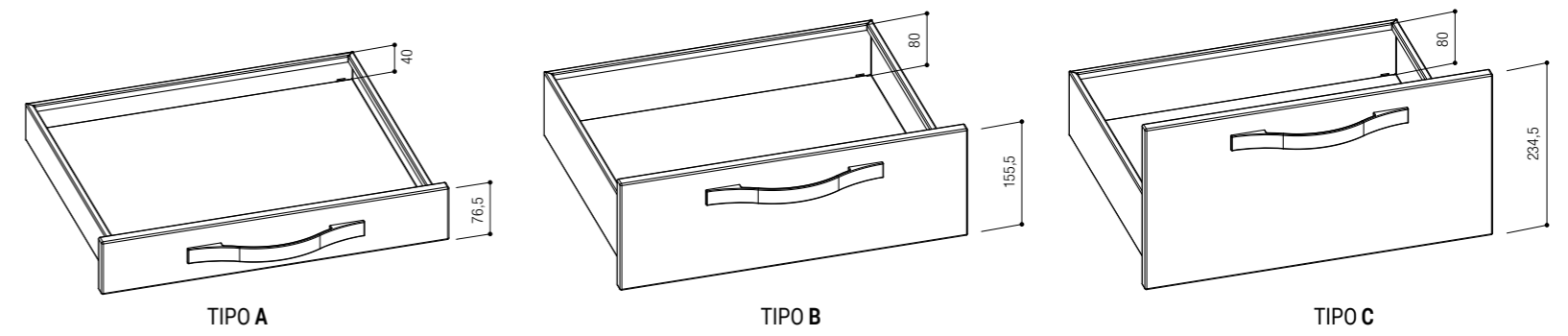


**CASSETTI**

Dimensioni cassetti e varianti bacinelle per i materiali e strumenti.

**DRAWERS**

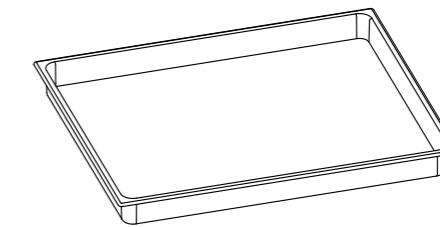
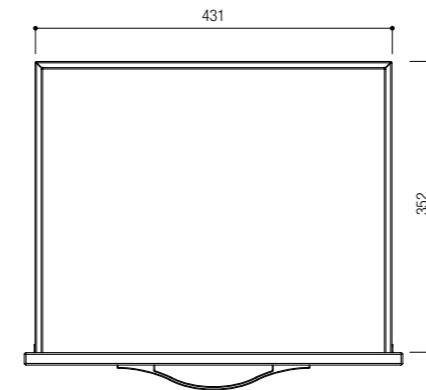
Drawers dimension and different inserts for materials and tools.



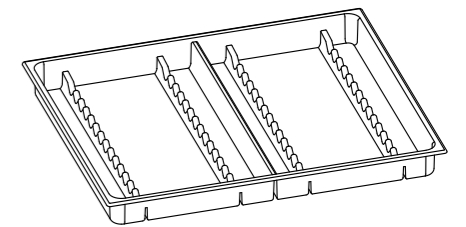
**CASSETTI H40  
DRAWERS H40**

**BACINELLE per cassetti H40  
INSERTS for drawers H40**

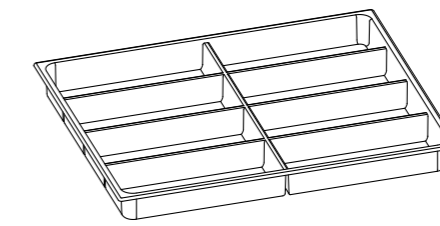
FO/B40



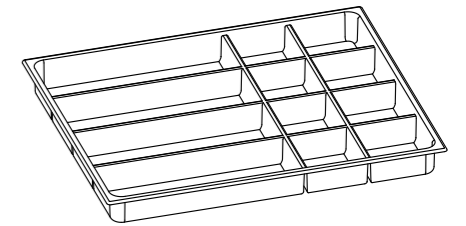
LISCIA



CREMAGLIERA



8 SCOMPARTI

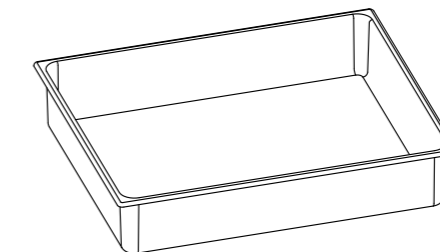
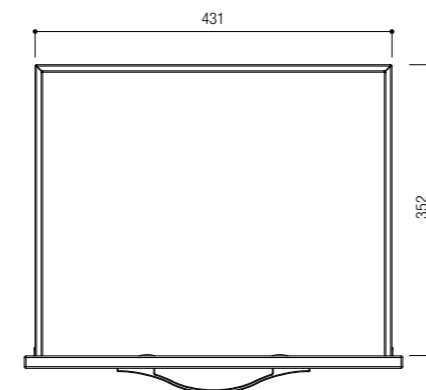


12 SCOMPARTI

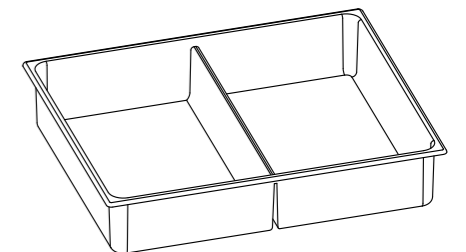
**CASSETTI H80  
DRAWER H80**

**BACINELLE per cassetti H80  
INSERTS for drawers H80**

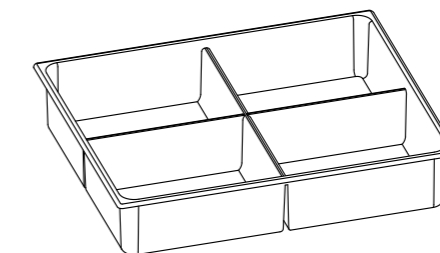
FO/B80



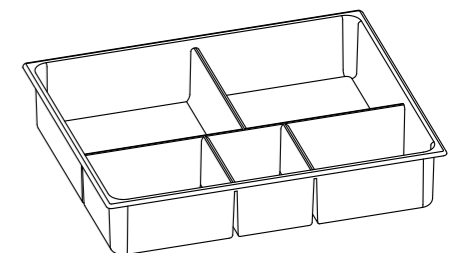
LISCIA



2 SCOMPARTI



4 SCOMPARTI

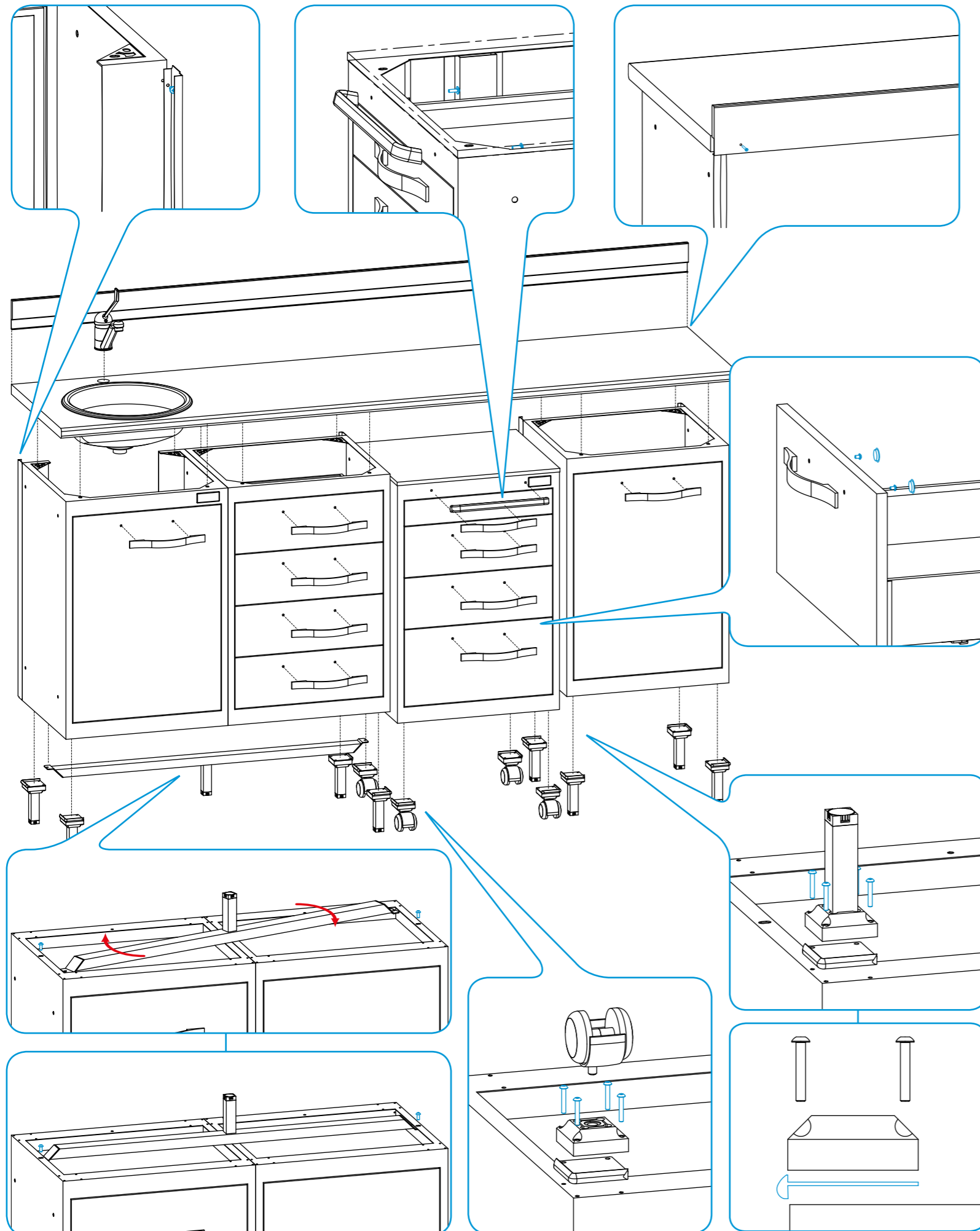


5 SCOMPARTI

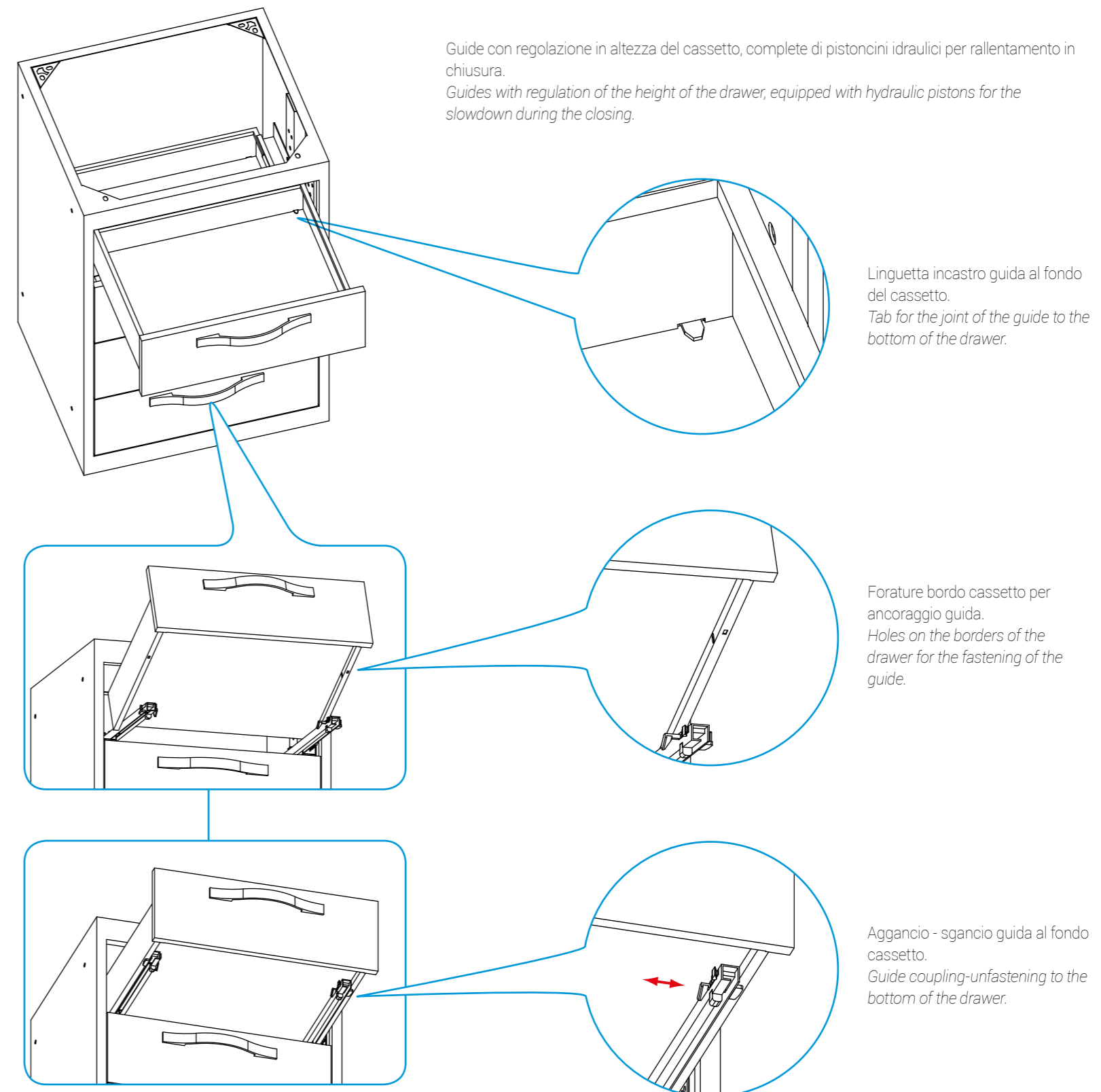
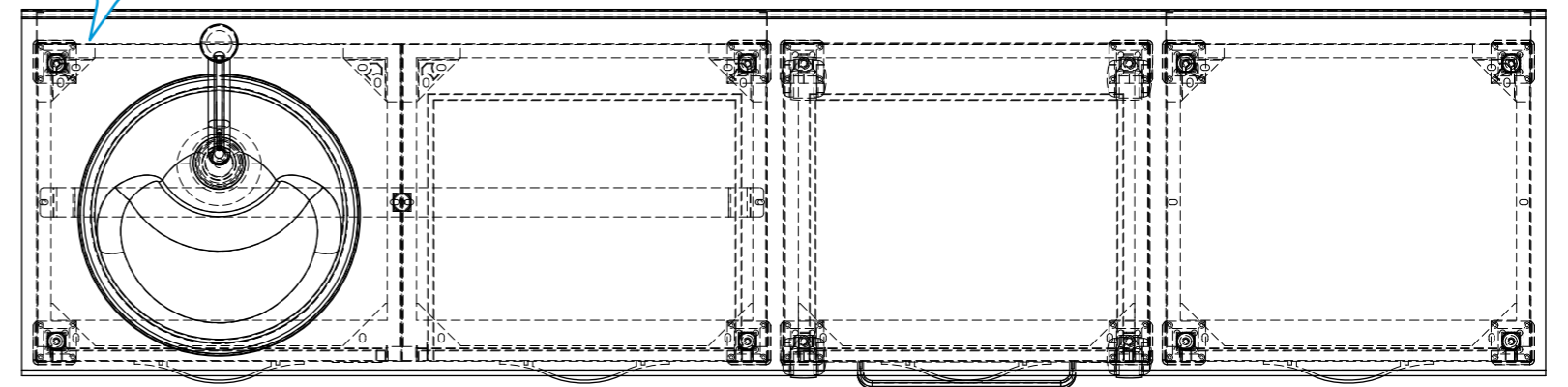


**Esplso dei componenti da assemblare in modo semplice e veloce, tutte le forature sono già eseguite.  
I particolari contengono le viti necessarie al montaggio.**

**Exploded-view drawing of the elements to be assembled in an easy and fast way. All the holes have already been done.  
The components includes all the necessary screws for the assembly.**

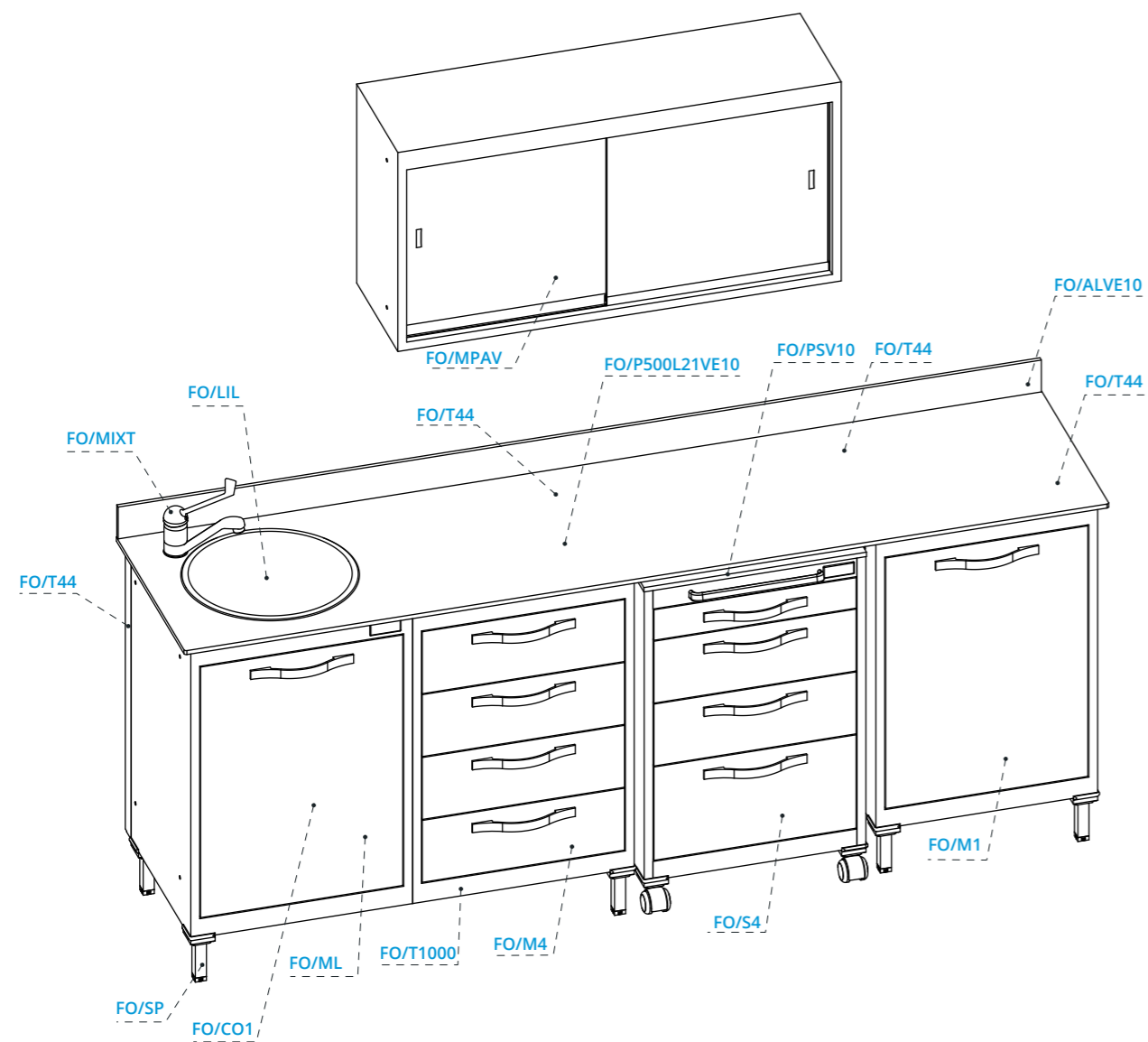


Vano tecnico di 45mm nella parte posteriore delle basi per attacchi idraulici e collegamenti elettrici.  
Technical compartment of 45mm in the rear part of the units for hydraulic and electrical connections.



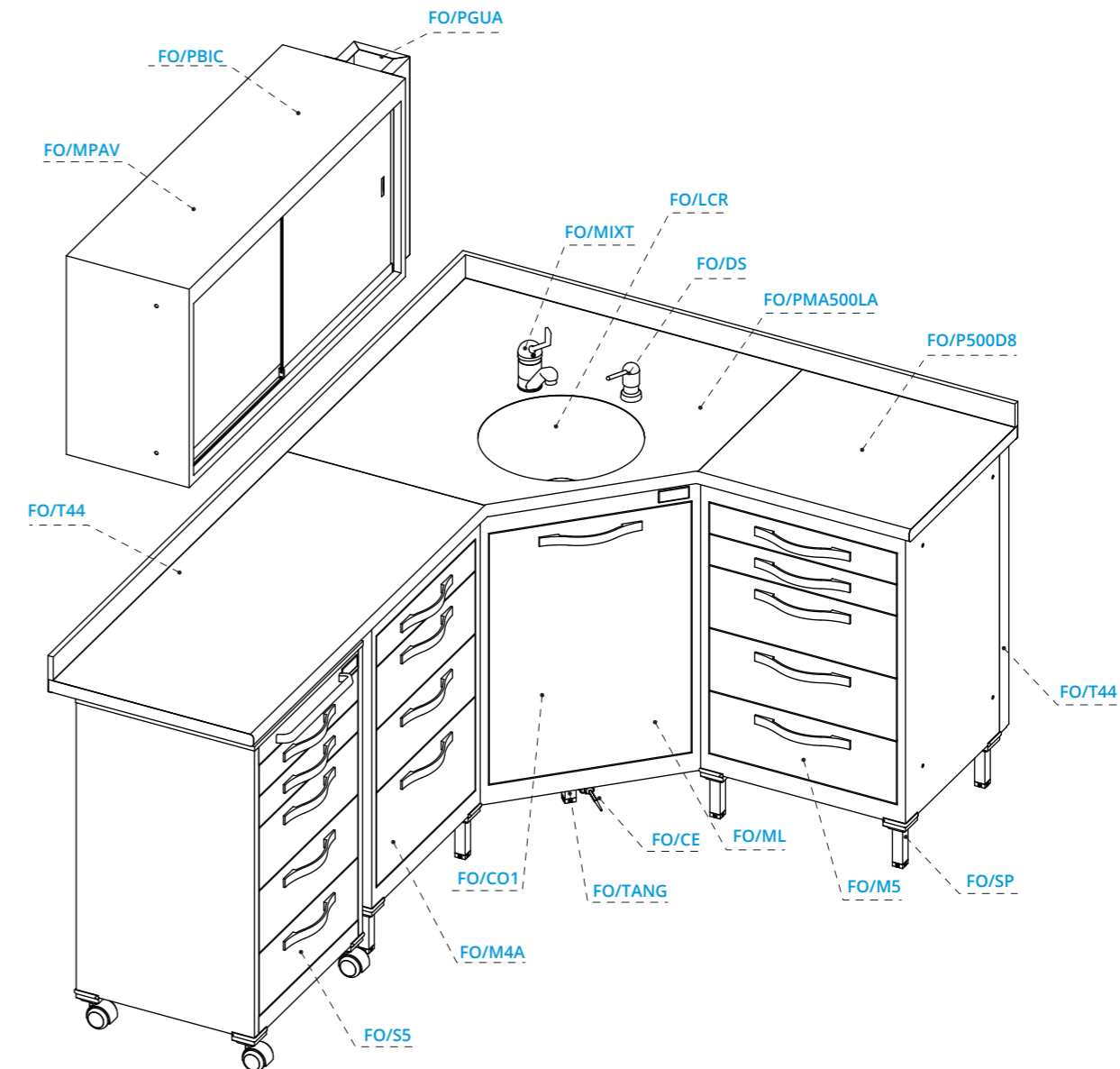


Composizione lineare  
Straight composition



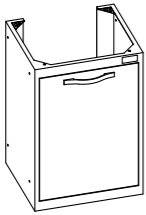


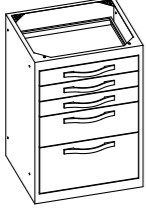
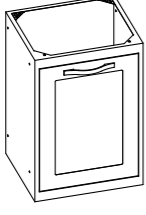



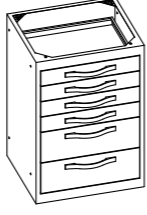
| Qty. | Art. / Item    | Descrizione          | Description                | L / W | P / D | H / H | Pag. / Page |
|------|----------------|----------------------|----------------------------|-------|-------|-------|-------------|
| 1    | FO/ML          | Mobile lavello       | Unit for sink              | 500   | 435   | 729   | 38          |
| 1    | FO/CO1         | Cestino portarifiuti | Waste basket               |       |       |       | 41          |
| 1    | FO/MIXT        | Miscelatore          | Mixer                      |       |       |       | 41          |
| 1    | FO/LIL         | Lavello inox sfera   | Round stainless steel sink |       |       |       | 41          |
| 8    | FO/SP          | Piede supporto base  | Support foot for unit      | 60    | 60    | 120   | 39          |
| 1    | FO/M4          | Mobile               | Unit                       | 500   | 435   | 729   | 38          |
| 1    | FO/T1000       | Traversa L1000       | Crosspiece L1000           | 954   | 40    | 120   | 39          |
| 1    | FO/S4          | Servomobile          | Mobile unit                | 500   | 435   | 810   | 39          |
| 1    | FO/M1          | Mobile               | Unit                       | 500   | 435   | 729   | 38          |
| 4    | FO/T44         | Tamponamento         | Cover panel                |       |       |       | 39          |
| 1    | FO/MPAV        | Mobile pensile       | Hanging unit               | 1000  | 300   | 500   | 40          |
| 1    | FO/B40         | Bacinelle H40        | Insert H40                 |       |       |       | 40          |
| 1    | FO/B80         | Bacinelle H80        | Insert H80                 |       |       |       | 40          |
| 7    | FO/B80         | Bacinelle H80        | Insert H80                 |       |       |       | 40          |
| 1    | FO/PSV10       | Piano vetro          | Glass worktop              | 501   | 436,5 | 10    | 43          |
| 1    | FO/ALVE10      | Alzatina vetro       | Glass rim                  | 2085  | 10    | 80    | 43          |
| 1    | FO/P500L21VE10 | Piano vetro          | Glass worktop              | 2085  | 500   | 10    | 42          |




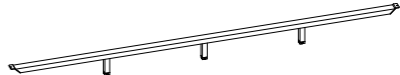
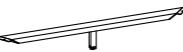

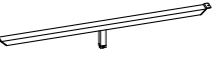

Composizione angolare  
Corner composition




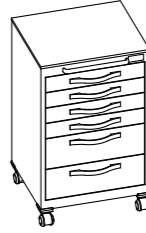


| Qty. | Art. / Item | Descrizione                    | Description                         | L / W | P / D | H / H | Pag. / Page |
|------|-------------|--------------------------------|-------------------------------------|-------|-------|-------|-------------|
| 1    | FO/S5       | Servomobile                    | Mobile unit                         | 500   | 435   | 810   | 39          |
| 1    | FO/M4A      | Mobile                         | Unit                                | 500   | 435   | 729   | 38          |
| 1    | FO/ML       | Mobile lavello                 | Unit for sink                       | 500   | 435   | 729   | 38          |
| 1    | FO/CO1      | Cestino portarifiuti           | Waste basket                        |       |       |       | 41          |
| 1    | FO/CE       | Comando a pedale               | Electromagnetic command             |       |       |       | 41          |
| 1    | FO/MIXT     | Miscelatore                    | Mixer                               |       |       |       | 41          |
| 1    | FO/DS       | Dosatore detergente            | Dispenser for disinfectant and soap |       |       |       | 41          |
| 1    | FO/LCR      | Lavello ceramica               | Ceramic sink                        |       |       |       | 41          |
| 1    | FO/TANG     | Traversa angolare              | Corner crosspiece                   | 763   | 40    | 120   | 39          |
| 10   | FO/SP       | Piede supporto base            | Support foot for unit               | 60    | 60    | 120   | 39          |
| 1    | FO/M5       | Mobile                         | Unit                                | 500   | 435   | 729   | 38          |
| 2    | FO/T44      | Tamponamento                   | Panel                               |       |       |       | 39          |
| 1    | FO/MPAV     | Mobile pensile                 | Hanging unit                        | 1000  | 300   | 500   | 40          |
| 1    | FO/PBIC     | Portabicchieri mobile pensile  | Cup dispenser for hanging unit      |       |       |       | 40          |
| 1    | FO/PGUA     | Contenitore guanti             | Gloves dispenser                    |       |       |       | 40          |
| 5    | FO/B40      | Bacinelle H40                  | Insert H40                          |       |       |       | 40          |
| 9    | FO/B80      | Bacinelle H80                  | Insert H80                          |       |       |       | 40          |
| 1    | FO/P500D8   | Piano laminato bianco          | White laminate top                  | 1085  | 500   | 30    | 42          |
| 1    | FO/P500D8   | Piano laminato bianco          | White laminate top                  | 520   | 500   | 30    | 42          |
| 1    | FO/PMA500LA | Piano angolare laminato bianco | Corner worktop in white laminate    | 833   | 500   | 30    | 42          |
| 2    | FO/PT1      | Tiranti con lamelle            | Union of worktop                    |       |       |       | 43          |



| Basi - Units |  |  |      |    |
|--------------|--|--|------|----|
| Item         | Drawing  | Description  | m3   | Kg |
| FO/ML        |     | Mobile per lavello<br>Unit for sink  | 0,21 | 22 |
| FO/M3        |     | Mobile 3 cassetti 1xB 2xC<br>3-drawer unit 1xB 2xC   | 0,21 | 28 |
| FO/M4        |     | Mobile 4 cassetti 1xA 2xB 1xC<br>4-drawer unit 1xA 2xB 1xC   | 0,21 | 32 |
| FO/M5A       |   | Mobile 5 cassetti 3xA 1xB 1xC<br>5-drawer unit 3xA 1xB 1xC   | 0,21 | 34 |
| FO/M13       |   | Mobile lampada germicida con 3 ripiani interni in lamiera<br>Unit with germicide lamp and 3 internal sheet metal shelves | 0,21 | 48 |
| FO/M1        |    | Mobile 1 anta 1 ripiano<br>Unit with 1 door 1 shelf  | 0,21 | 24 |
| FO/M4        |    | Mobile 4 cassetti 4xB<br>4-drawer unit 4xB   | 0,21 | 30 |
| FO/M5        |    | Mobile 5 cassetti 2xA 3xB<br>5-drawer unit 2xA 3xB   | 0,21 | 34 |
| FO/M6        |  | Mobile 6 cassetti 4xA 2xB<br>6-drawer unit 4xA 2xB   | 0,21 | 36 |

| Piedi, traverse e tamponamenti - Feet, crosspieces and panels |   |  |       |     |
|---|---|--|-------|-----|
| Item  | Drawing   | Description  | m3    | Kg  |
| FO/SP   |    | Piede supporto per base<br>Support foot for unit                               | /     | 0,5 |
| FO/T1500  |    | Traversa per 3 basi L1500 con viti<br>Crosspiece for 3 units L1500 with screws | 0,009 | 7,5 |
| FO/T1500  |    | Traversa per 3 basi L1500 con viti<br>Crosspiece for 3 units L1500 with screws | 0,009 | 7,5 |
| FO/T2000  |    | Traversa per 4 basi L2000 con viti<br>Crosspiece for 4 units L2000 with screws | 0,012 | 10  |
| FO/TANG   |    | Traversa angolare con viti<br>Corner crosspiece with screws                    | 0,004 | 4   |
| FO/T144   |  | Tamponamento T144<br>Panel T144  | 0,006 | 0,9 |
| FO/T1000  |    | Traversa per 2 basi L1000 con viti<br>Crosspiece for 2 units L1000 with screws | 0,006 | 5   |
| FO/T44  |    | Tamponamento T44<br>Panel T44  | 0,002 | 0,3 |

| Servomobili - Mobile units |   |  |      |    |
|----------------------------|---|--|------|----|
| Item                       | Drawing   | Description  | m3   | Kg |
| FO/S3                      |  | Servomobile 3 cassetti 1xB 2xC<br>3-drawer mobile unit 1xB 2xC         | 0,21 | 33 |
| FO/S4                      |  | Servomobile 4 cassetti 1xA 2xB 1xC<br>4-drawer mobile unit 1xA 2xB 1xC | 0,21 | 37 |
| FO/S5                      |  | Servomobile 5 cassetti 2xA 3xB<br>5-drawer mobile unit 2xA 3xB         | 0,21 | 39 |
| FO/S6                      |  | Servomobile 6 cassetti 4xA 2xB<br>6-drawer mobile unit 4xA 2xB         | 0,21 | 41 |



Bacinelletti per cassetti - Inserts for drawers

| Item  | Drawing | Description                   | m3    | Kg | Item   | Drawing | Description                   | m3    | Kg |
|---|---------|-------------------------------|-------|----|--|---------|-------------------------------|-------|----|
| <b>FO/B40</b><br><i>Liscia</i><br><i>Cremagliera</i><br>8 <i>Scomparti</i><br>12 <i>Scomparti</i> |         | Bacinelletti per cassetti H40 | 0,006 | /  | <b>FO/B80</b><br><i>Liscia</i><br>2 <i>Scomparti</i><br>4 <i>Scomparti</i><br>5 <i>Scomparti</i> |         | Bacinelletti per cassetti H80 | 0,012 | /  |
|   |         | Insert for drawer H40         |       |    |  |         | Insert for drawer H80         |       |    |

Vetrine - Hanging units

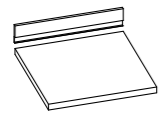
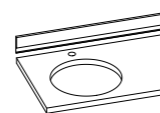
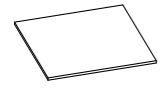
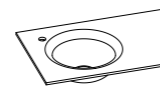
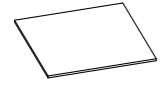
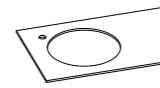
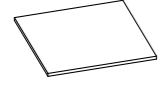
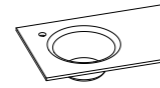
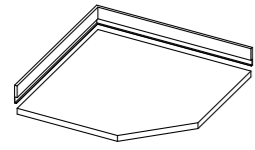
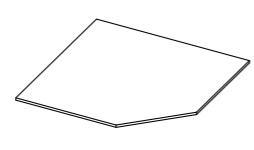
| Item           | Drawing | Description  | m3   | Kg  | Item            | Drawing | Description                               | m3   | Kg  |
|----------------|---------|--|------|-----|-----------------|---------|---|------|-----|
| <b>FO/MPA1</b> |         | Mobile pensile 1 anta 1 ripiano                          | 0,13 | 16  | <b>FO/MPAV1</b> |         | Mobile pensile 1 anta con vetro 1 ripiano | 0,13 | 18  |
|                |         | Hanging unit with 1 door 1 shelf                         |      |     |                 |         | Hanging unit 1 glass door and 1 shelf     |      |     |
| <b>FO/MPAV</b> |         | Mobile pensile con anta vetro scorrevole 2 ripiani vetro | 0,26 | 33  | <b>FO/ME1</b>   |         | Mensola in metallo verniciato L977        | 0,12 | 8   |
|                |         | Hanging unit with glass sliding door 2 glass shelves     |      |     |                 |         | Shelf in painted metal L977               |      |     |
| <b>FO/ME2</b>  |         | Mensola in acciaio inox L977                             | 0,12 | 8   | <b>FO/SM570</b> |         | Supporto mensola in metallo verniciato    | 0,05 | 0,5 |
|                |         | Stainless steel shelf L977                               |      |     |                 |         | Shelf support in painted metal            |      |     |
| <b>FO/PBIC</b> |         | Portabicchieri fissato fianco mobile pensile             | 0,01 | 1,5 | <b>FO/PGUA</b>  |         | Contenitore in metallo per guanti         | 0,01 | 2,5 |
|                |         | Cup dispenser fixed on the side of the hanging unit      |      |     |                 |         | Metal gloves dispenser                    |      |     |

Lavelli / Miscelatori / Accessori - Sinks / Mixers / Accessories

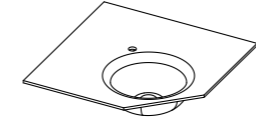

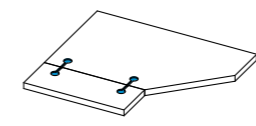
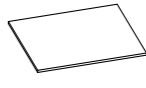
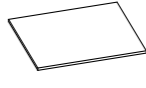
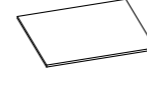

| Item           | Drawing | Description                              | m3   | Kg   | Item          | Drawing | Description                                  | m3   | Kg  |
|----------------|---------|--|------|------|---------------|---------|--|------|-----|
| <b>FO/LIG</b>  |         | Lavello inox a goccia soprapiano         | 0,05 | 3    | <b>FO/LSG</b> |         | Lavello metallo a goccia smaltato soprapiano | 0,05 | 3,5 |
|                |         | Stainless steel sink above the worktop   |      |      |               |         | Enamelled sink above the worktop             |      |     |
| <b>FO/LIL</b>  |         | Lavello inox a sfera soprapiano          | 0,05 | 3,5  | <b>FO/LCR</b> |         | Lavello ceramica a sfera filo piano          | /    | 9   |
|                |         | Round stainless steel sink above the top |      |      |               |         | Round ceramic sink at worktop level          |      |     |
| <b>FO/MIXT</b> |         | Miscelatore con leva clinica             | /    | 1,5  | <b>FO/CE</b>  |         | Comando a pedale per lavello                 | /    | 4   |
|                |         | Mixer with clinic lever                  |      |      |               |         | Electromagnetic sink command                 |      |     |
| <b>FO/DS</b>   |         | Dosatore per disinfettante detergente    | /    | 0,15 | <b>FO/CO1</b> |         | Cestino portarifiuti in tondino              | 0,05 | 3   |
|                |         | Dispenser for disinfectant and soap      |      |      |               |         | Iron rod waste basket                        |      |     |



Piani - Worktops

| Item        | Drawing   | Description  | m3   | Kg   | Item                          | Drawing  | Description   | m3   | Kg   |
|-------------|---|--|------|------|-------------------------------|--|---|------|------|
| FO/P500D8   |   | Piano laminato bianco D8 con alzatina in acciaio inox satinato             | 0,06 | 9    | FO/P1040C/F<br>Length 1040 mm |  | Piano laminato bianco D8 con alzatina in acciaio inox satinato                        | 0,06 | 10   |
| FO/P600D8   |    | White laminate top D8 with satinized stainless steel rim                   | 0,08 | 11   | FO/P1540C/F<br>Length 1540 mm |    | White laminate top D8 with satinized stainless steel rim                              | 0,09 | 15   |
|             |   |  |      |      | FO/P2040C/F<br>Length 2040 mm |  |   | 0,12 | 20   |
|             |   |  |      |      | FO/P2085C/F<br>Length 2085 mm |  |   | 0,12 | 20   |
| FO/P500C0   |   | Piano in Corian bianco sp. 12 senza alzatina                               | 0,1  | 12   | FO/P500L11C0                  |  | Piano in Corian bianco sp. 12 con vasca fusa senza alzatina                           | 0,2  | 20   |
| FO/P500C0   |    | Worktop in white Corian th. 12 without rim                                 |      |      | FO/P500L16C0                  |  |   | 0,3  | 29   |
|             |   |  |      |      | FO/P500L21C0                  |    | Worktop in white Corian th. 12 with fused sink without rim                            | 0,4  | 38   |
| FO/P500VE10 |   | Piano in vetro colorato sp. 10 senza alzatina                              | 0,05 | 15,5 | FO/P500L11VE10                |  | Piano in vetro colorato sp. 10 con foro per lavello inox sfera senza alzatina         | 0,06 | 15,5 |
| FO/P500VE10 |    | Worktop in coloured glass th. 10 without rim                               |      |      | FO/P500L16VE10                |  |   | 0,09 | 22,5 |
|             |   |  |      |      | FO/P500L21VE10                |    | Worktop in coloured glass th. 10 with hole for round stainless steel sink without rim | 0,12 | 30   |
| FO/P500VE15 |   | Piano in vetro colorato sp. 15 senza alzatina                              | 0,1  | 21   | FO/P500L11VE15                |  | Piano in vetro colorato sp. 15 con vasca fusa senza alzatina                          | 0,3  | 29   |
| FO/P500VE15 |  | Worktop in coloured glass th. 15 without rim                               |      |      | FO/P500L16VE15                |  |   | 0,5  | 34   |
|             |   |  |      |      | FO/P500L21VE15                |  | Worktop in coloured glass th. 15 with fused sink without rim                          | 0,6  | 42   |
| FO/PMA500LA |   | Piano angolare in laminato bianco D8 con alzatina in acciaio inox satinato | 0,1  | 20   | FO/PMA500C0                   |  | Piano angolare in Corian bianco sp. 12 senza alzatina                                 | 0,15 | 17   |
| FO/PMA500LA |  | Corner worktop in white laminate D8 with satinized stainless steel rim     |      |      | FO/PMA500VE10                 |  |   | 0,15 | 24   |
|             |   |  |      |      | FO/PMA500VE15                 |  | Corner worktop in coloured glass th. 15 without rim                                   | 0,15 | 36   |

Piani - Worktops

| Item         | Drawing   | Description  | m3  | Kg | Item           | Drawing   | Description   | m3    | Kg   |
|--------------|---|--|-----|----|----------------|---|---|-------|------|
| FO/PMA500LCO |   | Piano angolare in Corian bianco sp. 12 con vasca fusa senza alzatina | 0,6 | 24 | FO/PMA500LVE10 |   | Piano angolare vetro colorato sp. 10 con foro per lavello inox sfera senza alzatina | 0,6   | 23,5 |
| FO/PMA500LCO |  | Corner worktop in white Corian th. 12 with fused sink without rim    |     |    | FO/ALCO        |   | Alzatina in Corian bianco sp. 12  | 0,009 | 1,4  |
|              |   |  |     |    | FO/ALVE10      |    | Rim in coloured glass th. 10  | 0,009 | 2,2  |
|              |   |  |     |    | FO/ALVE15      |   | Alzatina in vetro colorato sp. 15   | 0,009 | 3,2  |
|              |   |  |     |    | FO/PRA         |   | Raggiatura piano  |       |      |
|              |   |  |     |    | FO/PTI         |  | Union of worktop  |       |      |
|              |   |  |     |    | FO/PSI         |   | Piano servomobile in acciaio inox satinato sp. 11                                   |       |      |
|              |   |  |     |    | FO/PSC         |   | Piano servomobile in Corian bianco sp. 12   |       |      |
|              |   |  |     |    | FO/PSV10       |   | Piano servomobile in vetro colorato sp. 10  |       |      |
|              |   |  |     |    | FO/PSV15       |   | Piano servomobile in vetro colorato sp. 15  |       |      |
|              |   |  |     |    | FO/PSI         |  | Satinized stainless steel worktop th. 11 for mobile unit                            |       |      |
|              |   |  |     |    | FO/PSV10       |  | Worktop for mobile unit in white Corian th. 12                                      |       |      |
|              |   |  |     |    | FO/PSV10       |  | Worktop for mobile unit in coloured glass th. 10                                    |       |      |
|              |   |  |     |    | FO/PSV15       |  | Worktop for mobile unit in coloured glass th. 15                                    |       |      |



Design & progetto:  
**Ufficio tecnico Astra**  
[www.astrastyl.it](http://www.astrastyl.it)

Rendering:  
**Maurizio Burelli**  
[maurizio@mause.net](mailto:maurizio@mause.net)

Fotolito:  
**Attilio Schiabel**  
[a.schiabel@gmail.com](mailto:a.schiabel@gmail.com)

Testi:  
**Daniele Varelli**  
[www.varelli.it](http://www.varelli.it)

Progetto grafico:  
**Michele Stefanato**  
[www.msgrafica.info](http://www.msgrafica.info)

Stampa:  
**Lithostampa s.r.l.**  
[www.lithostampa.it](http://www.lithostampa.it)





MOBILI METALLICI

Via L. Galvani, 8/10 - 33083 Chions (PN)  
Tel. 0039 0434 635210 - Fax 0039 0434 635258  
[www.astrastyl.it](http://www.astrastyl.it) - [info@astrastyl.it](mailto:info@astrastyl.it)

  
**MADE IN ITALY**